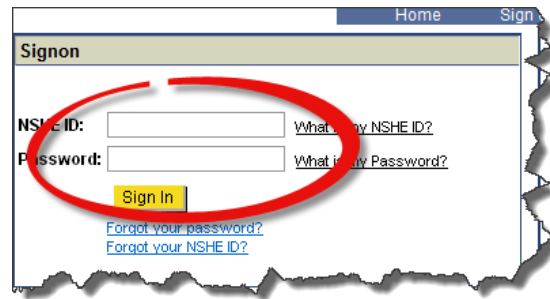


Viewing Your Personal Information In Your MyCSN Account

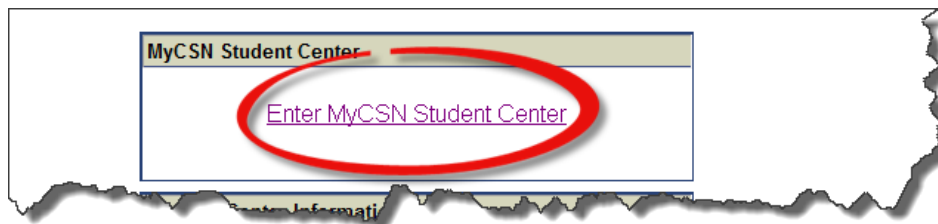
1. Before accessing your MyCSN student account, make sure you validate your account and register your password.
 - a. To validate your account:
 - i. [Click here validate your CSN student account](#)
 - ii. Click on the **Account Validation** link
 - iii. Enter your NSHE ID (ten-digit number) and last name as it appears on your CSN admissions email.
 - iv. Enter your Personal Identification Number (PIN). It is the last four digits of your social security number (SSN). If you did not provide your SSN on your admissions application, enter 9999.
 - b. To register your password:
 - i. [Click here to register your password](#)
 - ii. Click on the **Reset Password** link
 - iii. Click on **Password Registration**
 - iv. Follow the on screen prompts to register your password
 - c. If you encounter any issues validating your account or registering your password, call (702) 651-5555.
2. After validating your student account and registering your password, log on to <https://go.csn.edu/LoginPolicy.jsp>
3. Click on the MyCSN tile.



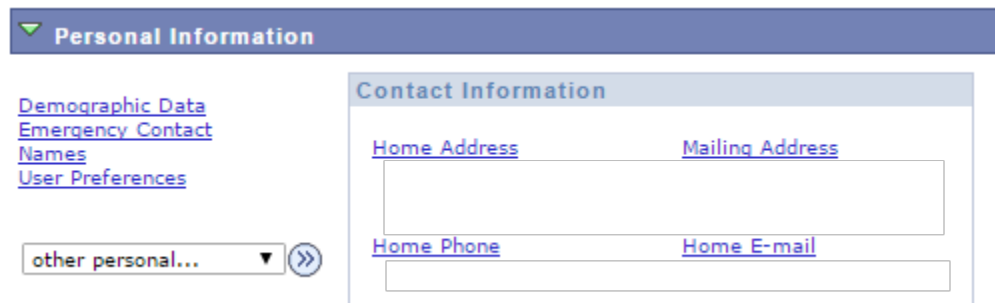
4. If required, enter your login credentials again.



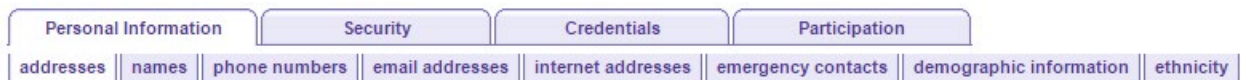
5. Click on the **MyCSN Student Center** hyperlink.



6. The **Personal Information** area toward the bottom of the screen. Select any of the hyperlinks in the **Personal Information** area.

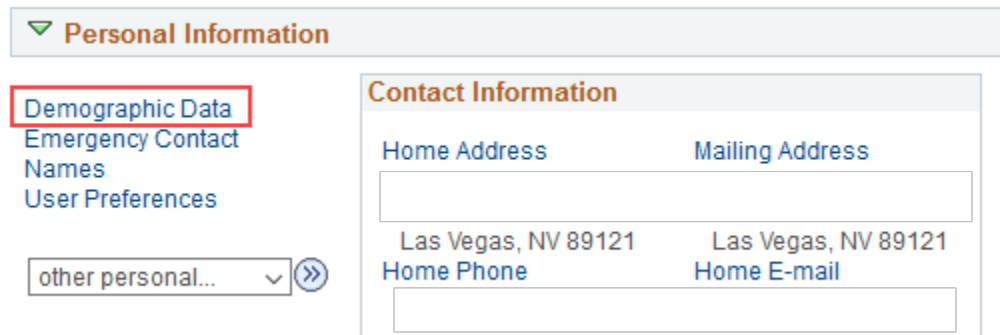


- a. From here, you can to the following:
 - i. View Only
 - 1. Personal Information > Names tab
 - 2. Personal Information > Demographic information tab
 - ii. Edit
 - 1. Personal Information > Address tab
 - 2. Personal Information > Phone numbers tab
 - 3. Personal Information > Email addresses tab
 - 4. Personal Information > Emergency contacts tab
 - 5. Personal Information > Ethnicity tab
 - 6. Security > Personal identification number tab
 - 7. Security > FERPA restrictions tab



7. To view your citizenship and residency status:

- a. Select the **Demographic Data** link in the **Personal Information** section



- b. Your citizenship status will appear under the **Citizenship Information** heading.



- c. Your residency status will appear at the bottom of the page under the **Residency Status** heading.

| Residency Status | | | |
|-------------------------|---------------|------------------|-----------------------|
| Institution | Status | Exception | Effective Term |
| CSN | In State | | 2011 Spring |