

College of Southern Nevada

Metrics Update

Nevada System of Higher Education
Board of Regents Presentation

December 5, 2019

Your Future Starts Here



NSHE Goals Driving CSN's Strategic Objectives



1. STUDENT ACCESS & ENGAGEMENT (NSHE #1 & #2)

- Climate and opportunities for connection

2. STUDENT SUCCESS (NSHE #2 & #3)

- Completion and Closing the Achievement Gaps

3. WORKFORCE & COMMUNITY (NSHE #2 & #4)

- Align instructional programs to address skill gaps and produce world class technicians in demand occupations to support economic prosperity in the region

4. PERFORMANCE & QUALITY (NSHE #2 & #5)

- Provide students and faculty with research opportunities



Access



CSN Access – The Facts

- **Access = CSN's Fourth Consecutive Year of Growth**
 - 50,491 annual unduplicated credit enrollments
 - 14,000 noncredit enrollments
 - 60,000 unique students per year

- **Access = Fall 2019 35,822 Unduplicated Headcount & 19,534 FTE**

- **Access = Economic Assistance**
 - 55% IPEDS FT/PT cohort are Pell-eligible
 - \$72M of financial aid to over 16,000 students in 2018-19

- **Access = Completions with 5,200 degrees and certificates awarded in 2018-19**

CSN Access - The Facts

- Average age of a CSN student is 25
- 327 international students attend CSN
- 62% of the entire student body are minority students, making CSN a minority-serving institution
- 71% of CSN students attend part time
- 46% of students take at least 1 online class
- 61 CSN High School students earned a degree before HS diploma in 2019
- Adult Literacy/GED – 1389 enrollments annually
- ESL – 2340 enrollments annually



Clark County Post-Secondary Education Pipeline

2017 Clark County (n=2.1M)	CSN 2018-19
18-24 age group sub-population	
183,816	26,304 (14.3%)
25+ age group sub-population	
1,428,870	19,331 (1.4%)
2018 CCSD Graduates	
21,129	4,695 (22.2%, increase of 0.6 percentage points from previous year)

Sources: US Census American Community Survey, 2017; CCSD



Access – What Works? Promoting a College-Going Culture

Increasing the Dual/Concurrent Enrollment Pipeline
Fall 2019 - Annual Growth from 2,400 to 4,400

- **Early College Program**
Associate degree completion while in high school
- **CTE Career Academies**
Stackable Credential of Value
- **Jumpstart Concurrent Enrollment Program**
Core 15 General Education
- **College Readiness Program**
Math/English/Academic & Life Success



Access – What Works? Promoting a College-Going Culture

Promise Program

- **29,514** high school seniors completed CSN Promise applications since inception
- **9,964** applications received for 2020
- **1,031** Promise students awarded since inception

Access – What Works? Second Chance Systems

Prison Education Program

- **468** college credits and **254** employment certification credits awarded to date
- **100** hours of pre-apprenticeship preparation completed
- **91%** of the first two cohorts (2017-2018 & 2018-2019) released from prison
- **20%** of those released employed or continuing post-secondary education



CSN Student Success Metrics



CSN GRADUATION RATES expected to double from 7% in 2016 to 14% in 2021

TRANSFER RATE expected to increase from 15% in 2016 to 26% in 2021

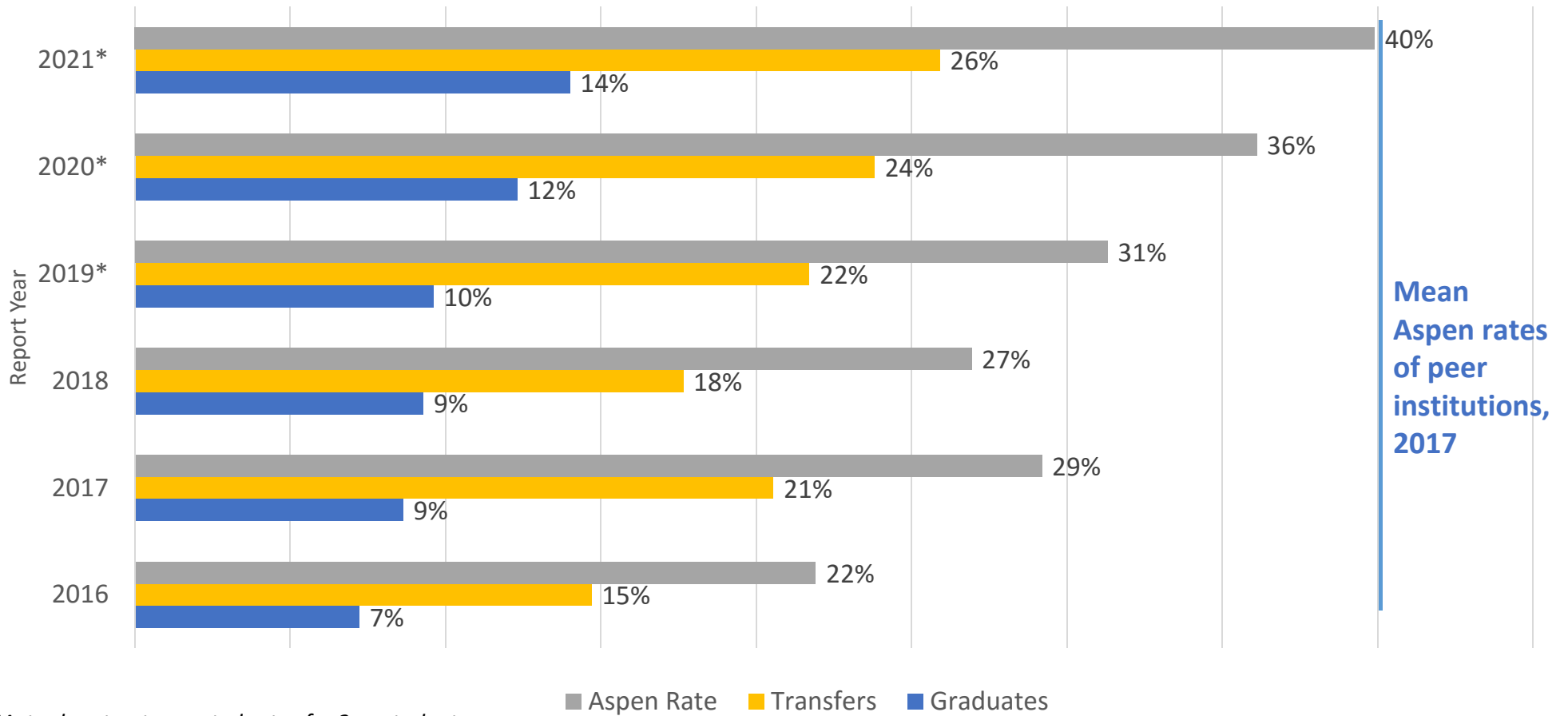
STUDENT SUCCESS ASPEN RATE expected to increase from 22% in 2016 to 40% in 2021

NSHE 2025 CSN STUDENT SUCCESS ASPEN TARGET is 49.5%

CSN STUDENT SUCCESS STRATEGIES

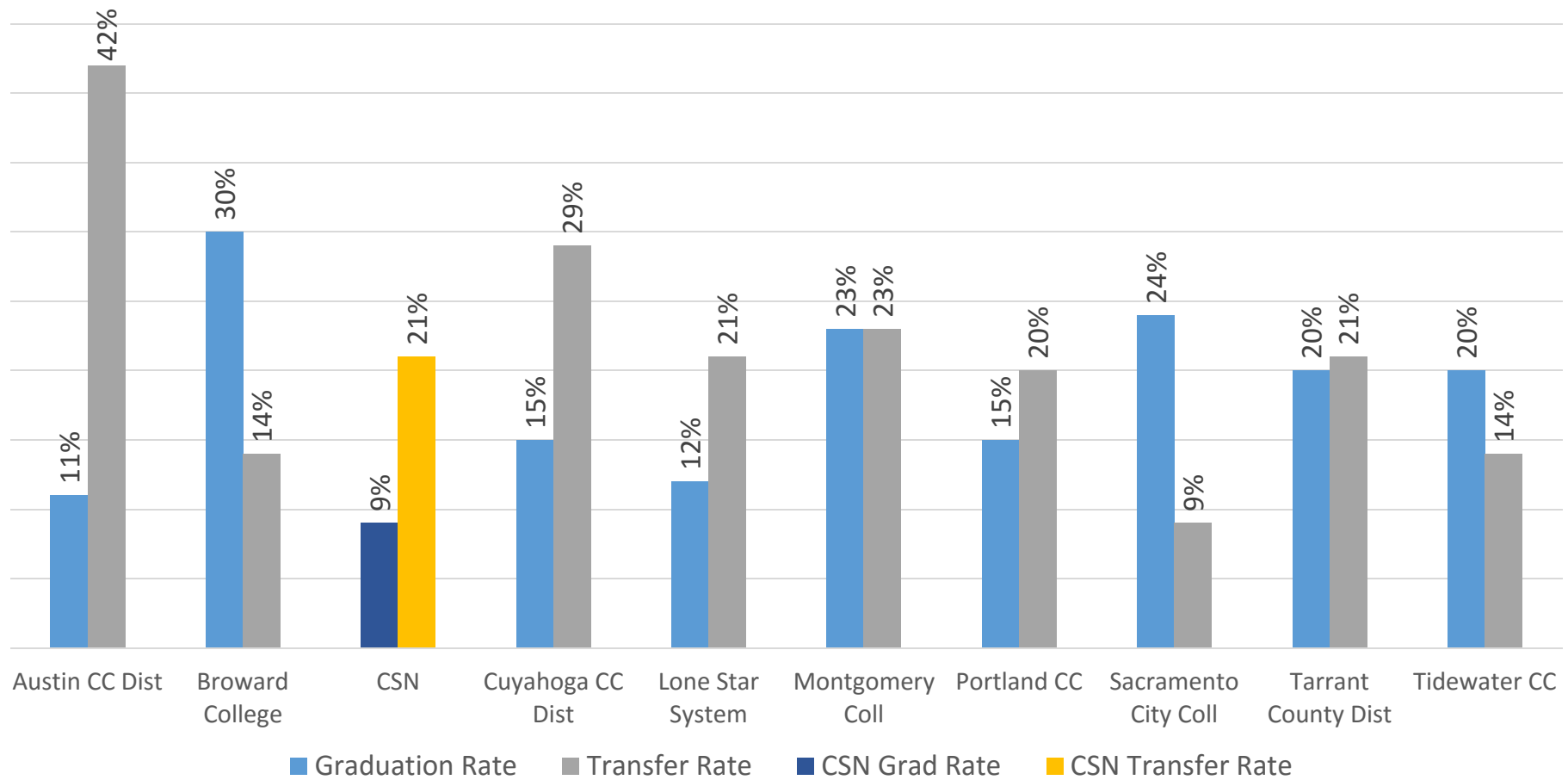
- 350-to-1 Advisor Ratio
- Co-Requisite Courses
- Areas of Study - Pathways
- College Readiness
- Multi-Campus
- Increase PT to FT Engagement
- Non-Credit to Credit Pathways

CSN's Improving IPEDS Student Success Aspen Rate



*Actual, not-yet-reported rates for 2-yr students

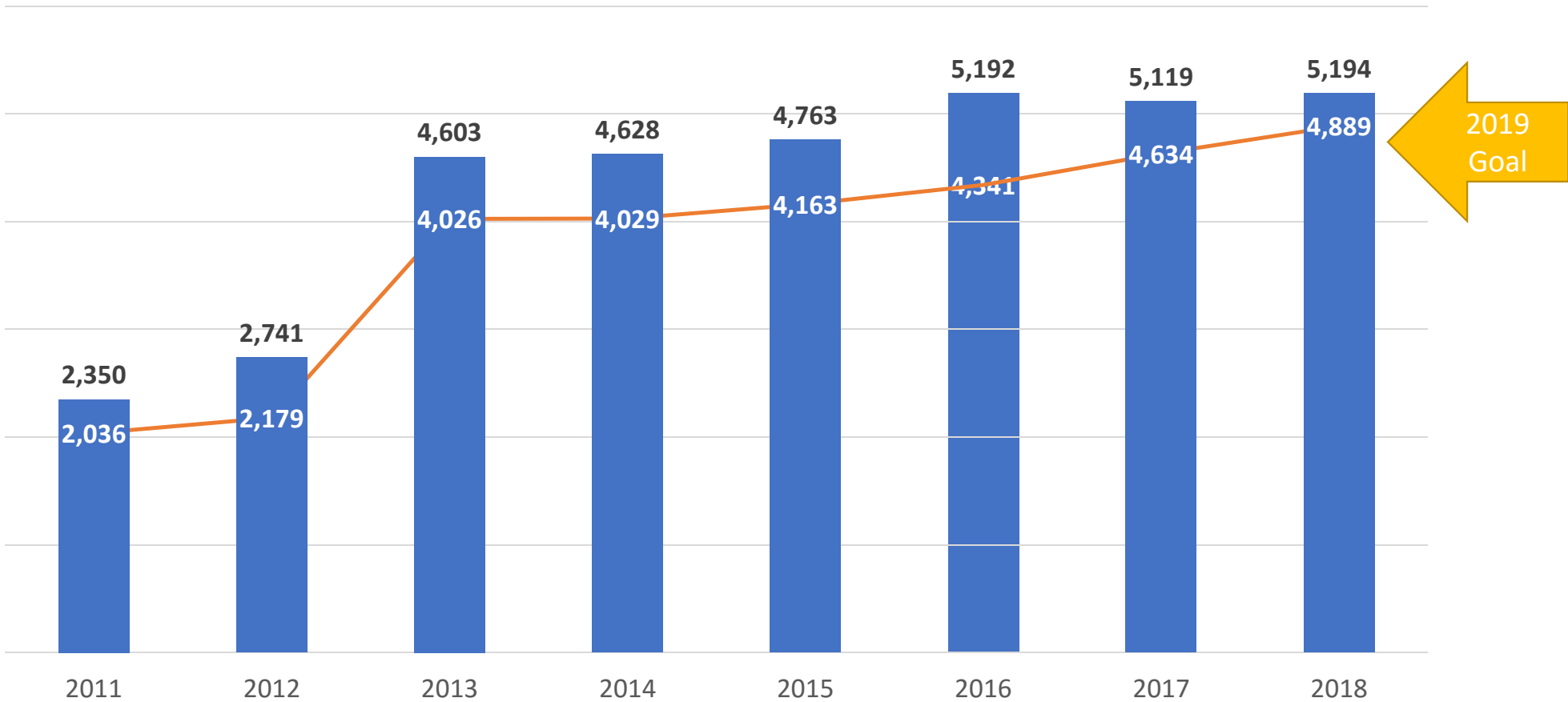
Current IPEDS Peer Graduation and Transfer Rates



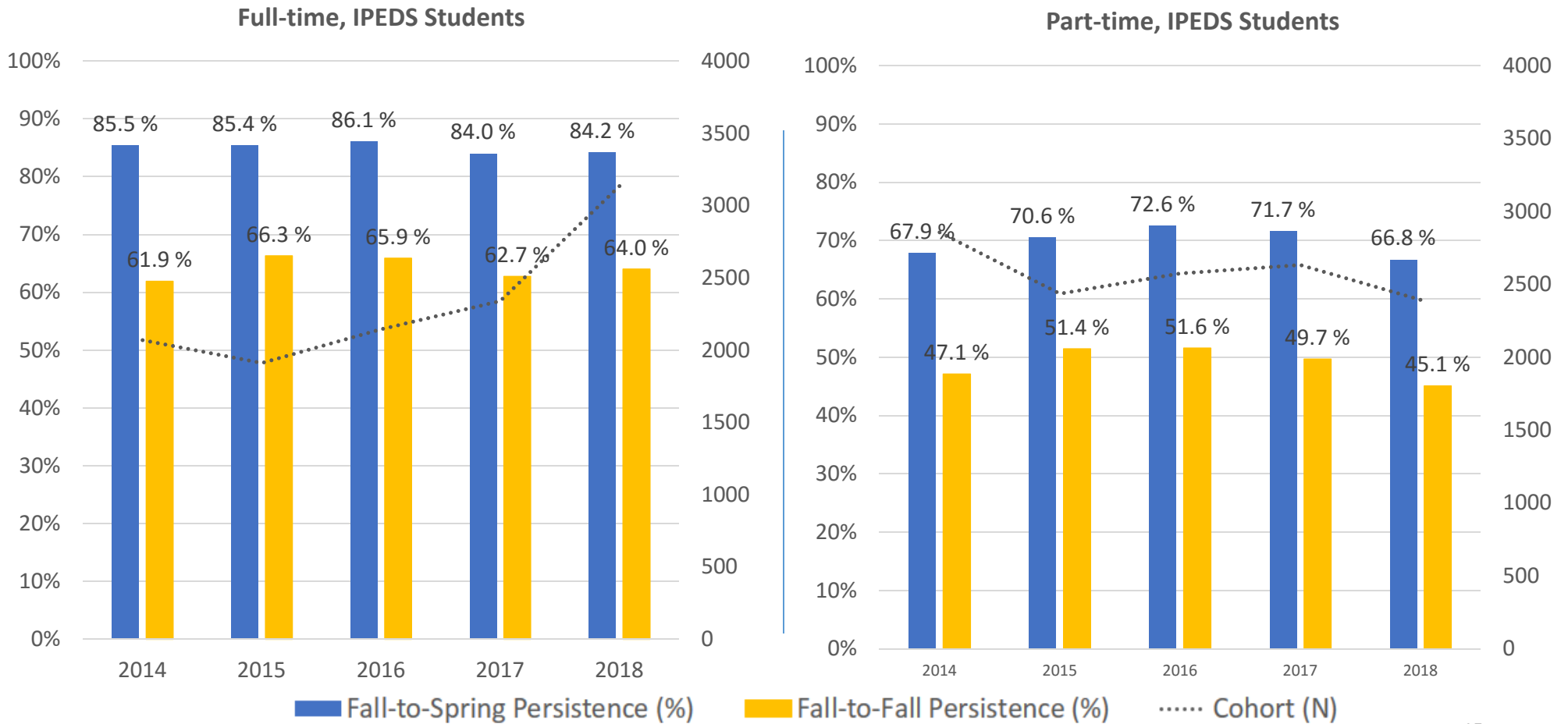
Source: 2017 IPEDS Data System – currently available

Credentials of Value Awarded Annually

Awards Conferred Students

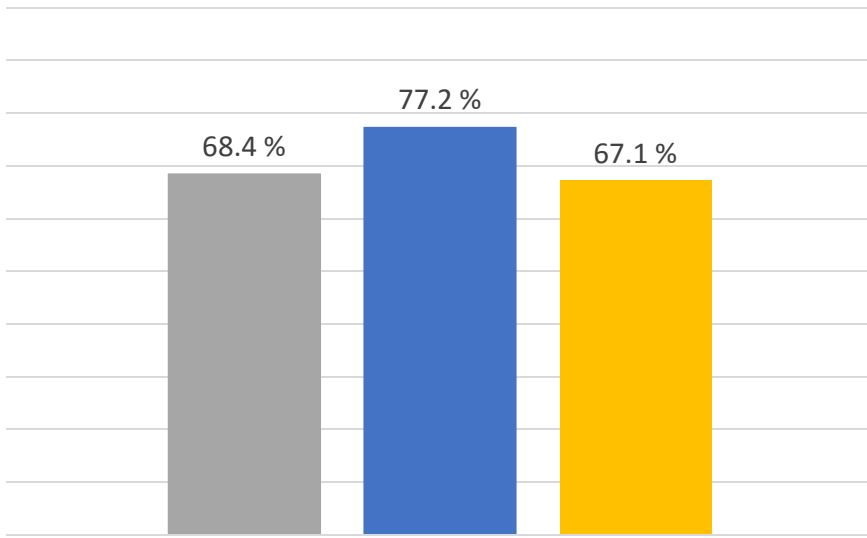


Full-Time Enrollment = Greater Persistence & Student Success Lead Indicators



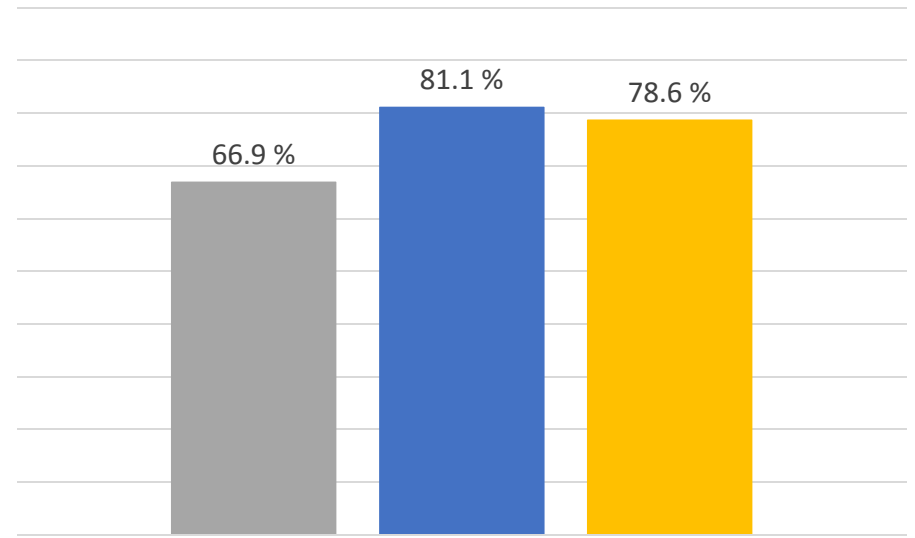
Pell & Non-Pell Persistence

First Term Course Success at C- or Better



2018

Fall-to-Spring Persistence



2018

■ Non-Financial Aid ■ Non-Pell Eligible ■ Pell Eligible

Student Success Via Multi-Campus District Model

Fundamental Elements


- Consistent student experience
- Community engagement
- Enrollment management

“Students First” Design

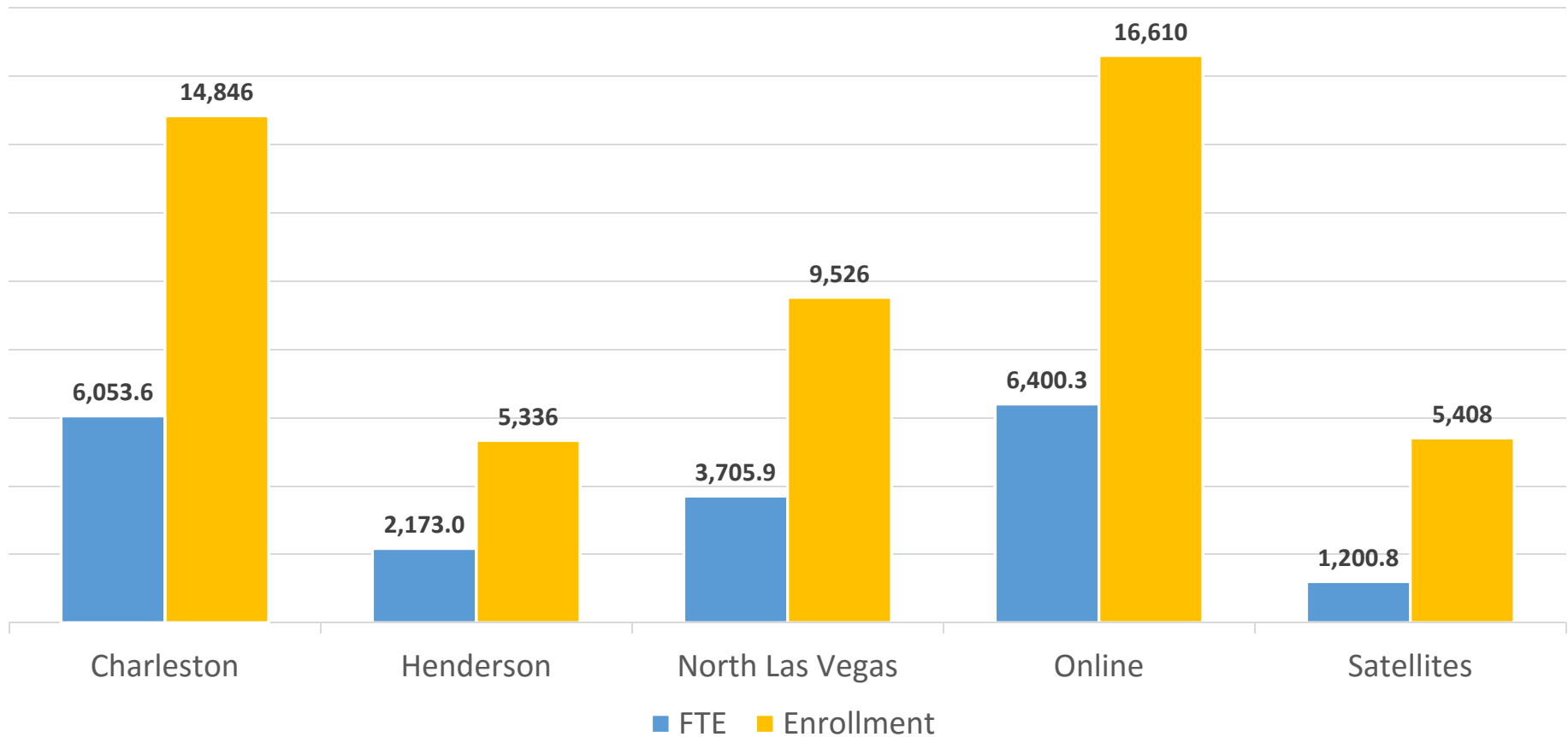
- Responsiveness to students, teaching and learning
- Responsiveness to community economic and workforce development
- Supporting designing of schedules for student completion

Guiding Principles

- Cost neutral plan
- Avoid duplication of executive level positions
- Align executive level positions with multi-campus structure
- Transparency
- Inclusive
- Opportunities for growth and professional development



Multi-Campus & Online Distribution



Students are counted once per campus attended; therefore, counts are duplicated.

Student Success – AY 2019 Academic Advising & Student Engagement

- **Mandatory pre-enrollment advising for all First Time in College (FTIC) students**
- **More than 4,000 FTIC students assigned to an academic advisor based on their area of study/major**
- **Student advising syllabus created and issued**
- **Education plans are being developed for all students**
- **Web advising option created for distance education students**
- **Professional development certification program created for academic advisors (launches in 2020)**



Testimonial

CSN Promise Program Student



Testimonial

CSN Promise Program Student





Student Success in Action 2018-2019 Athletics

- 132 athletes in 6 sports
- 78% course success rate
- 84% five-year average academic success rate
- 80% of the students are from the state of Nevada
- 38% are first-generation college students
- 77% completed FAFSA
- 23 average number of credits earned
- 22 NJCAA Academic All-American awards
- 45 SWAC All-Academic awards





***Closing the
Achievement Gap***

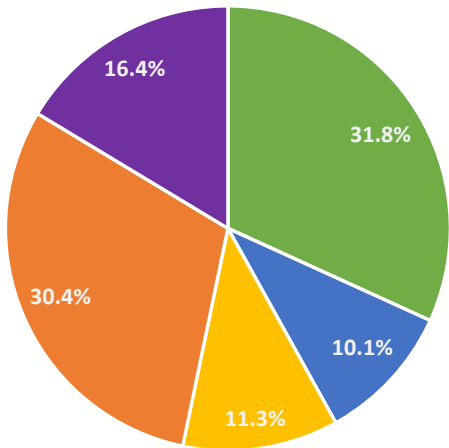
Closing Achievement Gaps via Advising by Fall 2019

- CSN has achieved 58% of its goal toward securing 84 academic advisors for degree-seeking students
- Fall 2019 advising ratio — 652:1
- First Time in College (FTIC) students—350:1
- NSHE-established ratio goal for all students by 2023-2024 — 350:1
- 28 Advisors still needed by 2023-2024

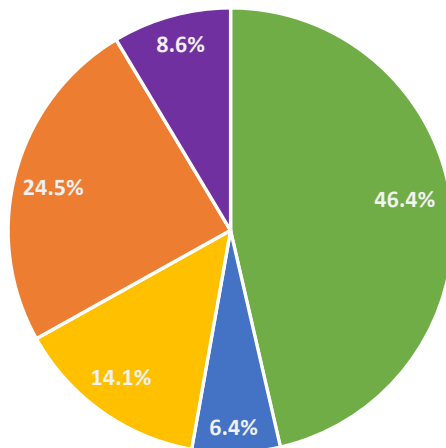


CSN Reflecting Our Diverse Community

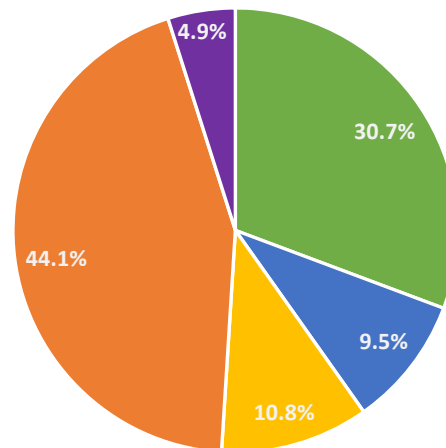
CSN 2018-19



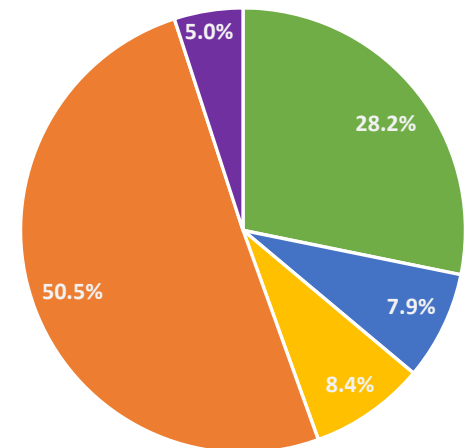
CCSD 2018-19



Clark County 2017

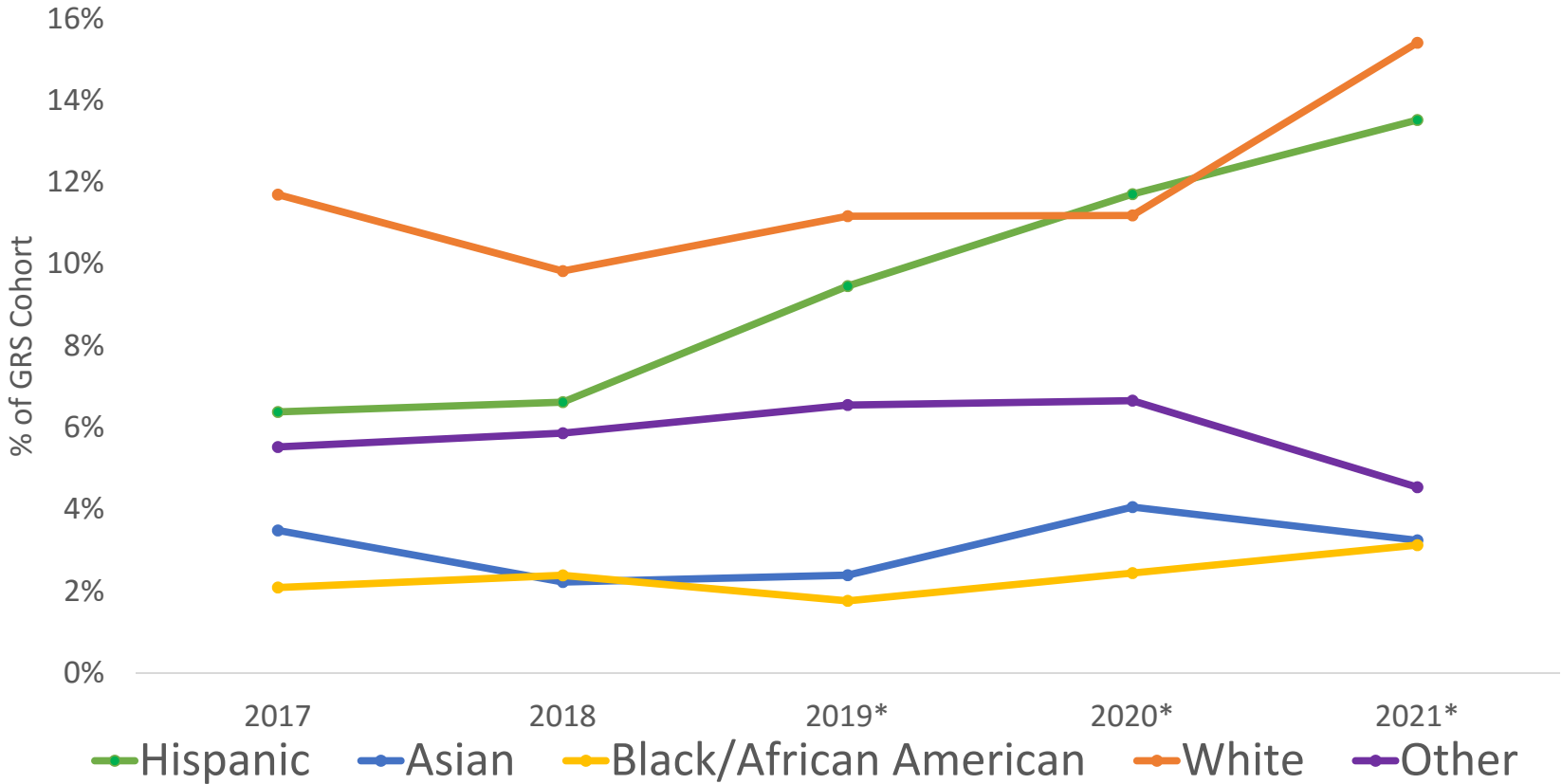


Nevada 2017



■ Hispanic
 ■ Asian
 ■ Black/African American
 ■ White
 ■ Other

Aspen Rate Trending Upward for Hispanic and African American Cohorts



* Actual, not-yet-reported rates for 2-yr students



Student Success Barriers/Strategies 2018-2019 IPEDS Cohort

Barriers

- 44% enrolled part-time
- 65% persist to Spring
- 55% Pell-eligible
- 71% FTIC did not complete college-level math and English within their first year
- 4% college-ready in math & English
- 31% minority Faculty/Staff

Strategies

- Finish in 2
- Guided Pathways
- Reduced Student/Advisor Ratio
- Nevada Promise/CSN Foundation Scholarships
- Improving College Readiness Pipeline
- Increasing Faculty/Staff Diversity



Closing Gaps in CSN's Under-represented Populations



- 218 students served
 - First-Generation
 - Low Income
 - Disabled
- 94% fall-fall persistence rate
- 40% graduation rate (n=46)





Closing Gaps Nevada Promise – 2019 Summer Bridge

Gateway English

- 147 students enrolled
- 136 passed with a C or better
- 92.5% rate of completion

Pre & Post Math Placement

- 55.7% of participants moved at least **one** math level up

Total Minority Percentages

- 4% Asian
- 11% Black or African American
- 30% Hispanic
- 1% Native Hawaiian or other Pacific Islander
- 13% White
- 39% 2 or more races
- 2% Unknown

Closing Gaps: National Recognition

- **Achieving the Dream Leader College of Distinction**
- **Lumina Foundation Talent Hub Designation**
- **Complete College America Metro Momentum Pathways Designation**





Workforce

Responding to Southern Nevada High Demand Occupations


LVGEA Business/Industry Survey Results:

Top four growth industries

1. Gaming, Tourism, and Conventions
2. Destination Healthcare and Medical Services
3. Emerging Technology
4. Logistics, Manufacturing, and Supply Chain Management

Most important facet for job growth = Improved workforce





Preparing a Certified World-Class Workforce

- 50 specialized accreditations attesting to program quality
- Nationally ranked culinary program
- National Center for Excellence in Cybersecurity
- 2 Law Enforcement Training Academies (LETA) each year
- 2,000 regional firefighter recruitments in 2 fire and rescue academies & the only test site for Candidate Physical Ability (CPAT) in the State of Nevada
- 1,400 apprenticeship students per year
- 4 IT Academies – Cisco, VM, Microsoft Imagine and Oracle
- 1/3 of Southern Nevada's nurses trained at CSN



Forging Guided Pathways Via Centers of Excellence

➤ **Industry Sectors**

- Manufacturing
- Health Care
- Cyber/IT
- Skills Trades
 - Construction
 - Logistics

➤ **P3 Centers of Excellence**

- HVAC
- Cyber/IT
- Health Care
- Manufacturing



Addressing Acute Health Care Needs



- 73,283 sq. ft. academic/student support facility shared by CSN & NSC
- Will serve 1,865 additional biology students and 116 additional health science students at Henderson campus
- Will represent 5 Health Sciences programs – Nursing Assistant, Practical Nursing, Medical Assisting, Phlebotomy and Medical Lab Technology



Research



Internal Research at CSN

Research to Increase Student Success at CSN

Achieving the Dream Research Model

- **Year 1: Data Collection & Analysis (research)**
- **Year 2: Intervention Implementation**
- **Year 3: Assessment of Interventions**
 - **Continuous Improvement**
 - **Plan for Scale Up**


Research & Intervention on Course Completion

- Student Lingo Implementation (at scale)
- Assessment Results (NAMM)
- H.E.L.S. Courses
 - Faculty Focused on Redesigning Courses & Pedagogy
 - Pre Req. Course Reviews
 - Supplemental Instruction Implementation
- Go To Knowledge Workshops
- Midterm Grade Reporting

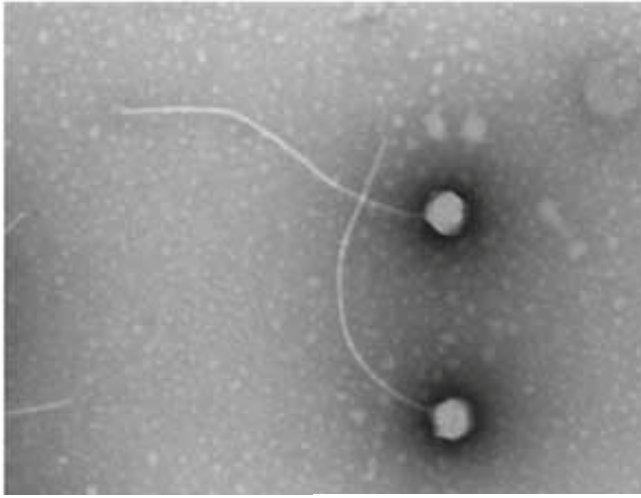


2019-2020 *Internal Research Plans*

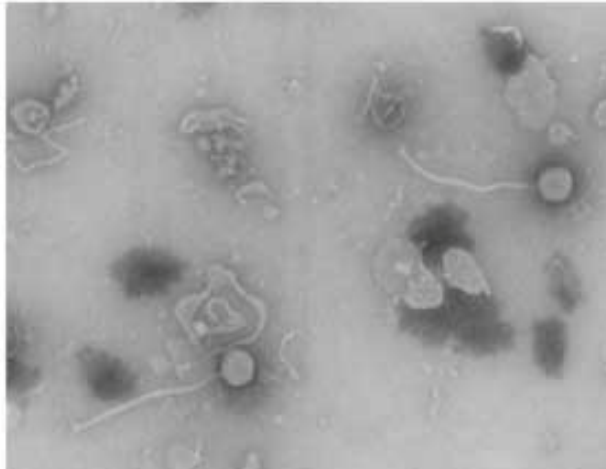
- *Guided Pathways* for Student Success at CSN
- Outcomes of *Prison Education* in Southern Nevada
- Outcomes of *Nevada Promise Program* in Southern Nevada
- NWCCU Academy on Retention, Completion & Student Success



Jellybones



NHagos



Undergraduate Research at CSN

- Chemicals in collected rainwater in Las Vegas
- Chemicals found in gluten-free food
- Caves of the Yucatan in Mexico
- Fecal coliform and fungi/mold in soft-serve ice cream
- Postglacial Holocene and Pluvial Lakes in Central Mojave Desert
- Discovery and isolation of bacteriophages



Office of Sponsored Projects

- **Carl D. Perkins Basic Grant: \$ 1,838,620.03**
- **Nevada IDeA Network for Biological Research Excellence (INBRE) Grant: \$160,819**
- **The Governor's Office of Science, Innovation and Technology (OSIT) Grant: \$1,000,000**
- **Adult Education and Family Literacy Act (AEFLA) Grant: \$1, 721,053.57**
- **Lumina Talent Hub Grant (NSHE shared): \$200,000**
- **Complete College America Momentum Pathways Grant (NSHE shared): \$409,500**
- **Nevada Accelerated Career Education for Adults (NV-ACE): \$300,000**

OVER \$5.6M IN FUNDING

CSN Foundation

- **Doubled** philanthropic commitments to **\$2,059,109** in FY19 from **\$1,20,991** in FY18
- Created new funds focused on **graduation and completion**
 - **CSN High School Scholarship Fund**
 - **Last Semester Scholarship**
- Launched **CSN Impact** radio program on KNPR, sharing donor and alumni stories





Questions?